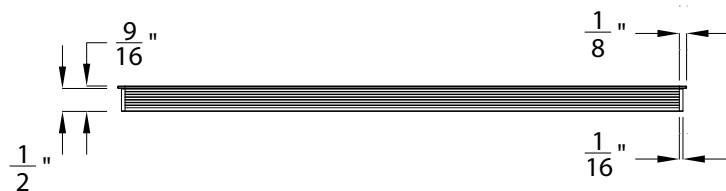
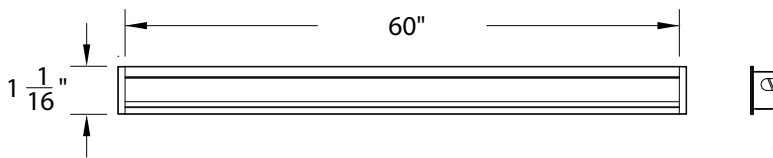
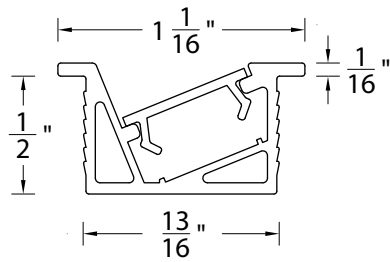


ANGLED RECESSED CHANNEL

LED-T-CH6

WAC



Fixture Type:

Catalog Number:

Project: _____

Location: _____

COMPATIBLE PRODUCTS

InvisiLED® Gemini, Lite+, Pro+, Pro 2+, Duet

InvisiLED® LITE, Classic

InvisiLED® Pro, CCT, Dim-To-Warm, Tunable, RGB

- Cutout size: 13/16" x 1/2"
- Linear channel can be field cut
- Includes a frosted acrylic diffuser
- Aluminum extrusion powder coated
- Remote transformer is required

5 ft Linear Channel

*Includes frosted diffuser
Can be field cut*

Replacement Endcaps

*Includes 2 pieces
(left and right)*

LED-T-CH6-AL

LED-T-CH6-BK


LED-T-CH6-WT

LED-T-CH6-EC-AL

LED-T-CH6-EC-BK

LED-T-CH6-EC-WT


DIFFUSER ACCESSORIES



FROSTED DIFFUSER
Standard diffuser included with channel.




LED-T-CH5-FR



SEMI-CLEAR DIFFUSER
Optional diffuser sold separately.



LED-T-CH5-SF



BLACK DIFFUSER
Optional diffuser sold separately.



LED-T-CH5-BK

wacighting.com

Phone (800) 526.2588

Fax (800) 526.2585

Headquarters, East Manufacturing Facility

44 Harbor Park Drive

Port Washington, NY 11050

South East Manufacturing Facility

1600 Distribution Ct

Lithia Springs, GA 30122

Central Manufacturing Facility

1700 South J Elmer Freeway, Ste 100

Cedar Hill, TX 75104

West Manufacturing Facility

1750 S Archibald Ave

Ontario, CA 91761