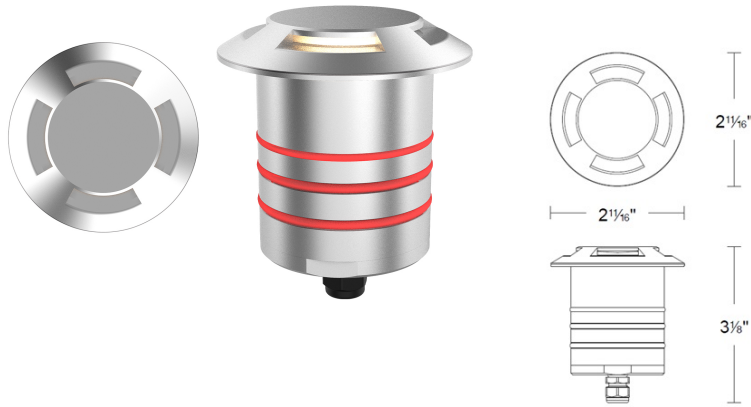


# INDICATOR LIGHT

RM-2101

WAC®



Fixture Type:

Catalog Number:

Project: \_\_\_\_\_

Location: \_\_\_\_\_

## PRODUCT DESCRIPTION

LED recessed inground indicator luminaire for both soft and hard ground applications available in 1" or 2" sizes with round, slim, slotted face plate options. The indicator light is perfect for indoor and outdoor applications, including wells and ponds, decks and patios, inground, as well as ceiling and wall applications. Factory sealed and IP68 Rated for Wet Locations or continuous immersion up to 5 meters underwater. Each indicator light includes 6' of low voltage burial cable, direct burial gel-filled wire nuts, and an optional spring retention clip. WAC power supply is required. Concrete Pour Kits are available for additional installation options.

## FEATURES

- Construction: Die-cast stainless steel
- IP68 rated, suitable for continuous immersion under water
- Suitable for both indoor and outdoor such as shower, spa, sauna applications
- In-ground, ceiling and wall mountable
- Concrete pour kit available
- Remote power supply required (sold separately)
- 5 year warranty

## SPECIFICATIONS

<b>Input:</b>	600mA 24V DC
<b>Power:</b>	2.0W
<b>Light Source:</b>	High output LED
<b>Dimming:</b>	Reference remote power supply specifications
<b>Finish:</b>	<b>Trim:</b> Stainless Steel, Bronze Stainless Steel Electrostatically Powder Coated Black, White <b>Body:</b> Stainless Steel
<b>Rated Life:</b>	50,000 hours
<b>Mounting:</b>	Cutout: 2-1/4" (use with spring clip)
<b>Standards:</b>	UL & cUL Wet Location listed, IP68 Title 24 JA8 Compliant

IEC Safety Standard	Walk Over	Drive Over
Resistance to static load test	Yes (1125lbs)	Yes (4496lbs)
Resistance to torque and shear loads test	N/A	Yes

## ORDERING NUMBER

	Color Temp	Lumen Output	Finish
<b>RM-2101</b> Indicator Light	<b>27</b> 2700K	4	<b>BS</b> Bronze on Stainless Steel
	<b>30</b> 3000K	4	<b>SS</b> Stainless Steel
			<b>BK</b> Black
			<b>WT</b> White

**RM-2101-\_\_\_ - \_\_\_**

Example: **RM-2101-30-SS**

wacighting.com

Phone (800) 526.2588

Fax (800) 526.2585

Headquarters, East Manufacturing Facility

44 Harbor Park Drive

Port Washington, NY 11050

South East Manufacturing Facility

1600 Distribution Ct

Lithia Springs, GA 30122

Central Manufacturing Facility

1700 South J Elmer Freeway, Ste 100

Cedar Hill, TX 75104

West Manufacturing Facility

1750 S Archibald Ave

Ontario, CA 91761


# INDICATOR LIGHT

RM-2101

WAC®

## MOUNTING ACCESSORY


### 2" Concrete Pour Kit



*For installation in concrete.  
Use with a 4" outdoor rated junction box  
and a trade size 2" schedule 80 PVC pipe*

### 2000-CON-PVC

## REMOTE POWER SUPPLY

	Model	Input	Output	Dimmable	L	W	H
 <b>PS</b> Power Supply	<b>0600A-UR6</b>	120V-277V	6 Channel, UL Class 2 <i>(Up to 6 fixtures per channel)</i>	100%-1% ELV, TRIAC, 0-10V	10 $\frac{7}{8}$ "	3 $\frac{7}{8}$ "	1 $\frac{1}{4}$ "

Example: **PS-0600A-UR6**

Home-run wiring. Recommended maximum distance between power supply and compatible light fixture is shown in below table:

	18 AWG	16 AWG	14 AWG	12 AWG
Maximum distance between power supply and light fixture	100 ft	150 ft	200 ft	250 ft

wacighting.com

Phone (800) 526.2588

Fax (800) 526.2585

Headquarters, East Manufacturing Facility

44 Harbor Park Drive

Port Washington, NY 11050

South East Manufacturing Facility

1600 Distribution Ct

Lithia Springs, GA 30122

Central Manufacturing Facility

1700 South J Elmer Freeway, Ste 100

Cedar Hill, TX 75104

West Manufacturing Facility

1750 S Archibald Ave

Ontario, CA 91761